

REVISED 03-25-10



Los Angeles County
Sheriff's Department
A Tradition of Service Since 1850

Parolee Monitoring Program

Message from the Sheriff

We should be defined by our potential and not by the mistakes of our past. Improving one's life is a personal choice full of many challenges and rewards. Education, hard work and making difficult choices to benefit our families and friends, are the cornerstone of success. But, when those given the opportunity to make the right choices fail, their decisions could have a negative impact on our community.

With thousands of Non-Revocable Parolees (NRP) coming into our neighborhoods, the Los Angeles County Sheriff's Department has a duty to the citizens we serve to keep our streets as safe as possible. With this in mind, our Department will be implementing the new Parolee Monitoring Program in an effort to reduce potential issues concerning unsupervised parolees within our communities.

By taking a leadership approach to this new set of circumstances, our Department will be on the forefront of keeping our communities safe by identifying and monitoring Active and Non-Revocable Parolees whom otherwise would have no oversight. This program will give deputy sheriffs an opportunity to contact parolees and direct them to community-based resources while at the same time confirming their place of residence.





Our Core Values

As a **leader** in the Los Angeles County Sheriff's Department I commit myself to

- honorably** perform my duties with
- respect** for the dignity of all people,
- Integrity** to do right and fight wrongs,
- wisdom to apply **common sense** and
- fairness** in all I do and **courage** to
- stand against racism, sexism,
- anti-Semitism, homophobia and
- bigotry in all its forms.



Our Mission

Lead the fight to prevent crime and injustice. Enforce the law **fairly** and defend the rights of all. **Partner** with the people we serve to secure and Promote safety in our communities.


Our Creed

My goals are simple. I will always be painfully **honest**, work as hard as I can, **learn** as much as I can and hopefully **make a difference** in people's lives.

Deputy David W. March

EOW APRIL 29, 2002

Table of Contents



<i>History</i>	<i>1</i>
<i>Our Mission</i>	<i>2</i>
<i>Start with a Plan</i>	<i>3</i>
<i>How will this program work?</i>	<i>4</i>
<i>The first step?</i>	<i>5</i>
<i>High Impact Teams</i>	<i>5</i>
<i>PACT Meetings</i>	<i>6</i>
<i>Collect the Information</i>	<i>7</i>
<i>Select a Target Area</i>	<i>8</i>
<i>Conduct Operations</i>	<i>9</i>
<i>After Action Report</i>	<i>10</i>
<i>Have a Maintenance Plan</i>	<i>11</i>
<i>Building a Database</i>	<i>12</i>
<i>Allied Agency Outreach</i>	<i>13</i>
<i>Education-Based Options</i>	<i>14</i>
<i>Parolee Education Pamphlet</i>	<i>15</i>
<i>Utilizing the Web</i>	<i>16</i>
<i>Community Transition Seminars</i>	<i>17</i>
<i>Desired Results</i>	<i>18</i>

History

California Legislators wrote and passed Senate Bill 18 in 2009 to decrease the budget for California Department of Corrections and Rehabilitation by reducing the amount of time a sentenced inmate would serve in prison. As of January 25, 2010, Section 3000.03 of the California Penal Code was enacted authorizing the placement of parolees onto Non-Revocable Parole status.

What is Non-Revocable Parole (NRP)?

Parolees meeting eligibility criteria will be placed on “non-supervised” parole status with search conditions.



What is the eligibility criteria for NRP?

Under the NRP status:


- Parolees will **no longer** be supervised and monitored by Parole Agents.
- Parolees will **not be obligated** to provide any updated information such as their current address.
- Parolees on NRP status are **not subject** to parole holds.
- Parolees on NRP status **cannot be returned** to custody on a parole violation.

To be considered for NRP status, the offender must meet the following criteria:

- The parolee cannot be required to register as a sex offender.
- The parolee cannot have any convictions for serious or violent felonies.
- The parolee cannot have any serious discipline while in prison.
- The parolee is not a validated prison gang member or associate.
- The parolee did not refuse to sign written notification of parole requirements.
- The parolee was evaluated by California Department of Corrections and Rehabilitation and was determined not to pose a high risk to reoffend.

Our Mission

The California Department of Corrections and Rehabilitation anticipates the release of 6,500 inmates on NRP status during the first eight months of 2010. Also, the Department of Corrections is reviewing approximately 26,000 additional files to determine if a parolee will qualify for NRP status.



With an estimated 30,000 parolees being considered for the NRP program, Los Angeles County will be inundated with an influx of unsupervised parolees who will need the attention of law enforcement to prevent future criminal activity. The Los Angeles County Sheriff's Department will be on the forefront regarding this set of new circumstances by implementing the Parole Monitoring Program.



Start with a Plan

Mon-i-tor-ing: to watch closely for purposes of control, surveillance, keep track of; check continually.

The Parolee Monitoring Program was developed to identify both Active and Non-Revocable Parolees living within a station's jurisdiction. When parolees are released from state prison, the Sheriff's Department will contact them during their mandated Parole and Community Team meetings and complete a Field Interview Card. The Community-Based Information System (CBIS) will be utilized to identify community-based strategies for the parolee.

- CBIS is a web-based application that provides demographic, health, economic resources, and other community data to assist the Department in the identification of anti-gang needs and the development of Community-Based strategies to address gang related problems.



How will this Program Work?

HERE'S THE SOLUTION:



In order to address this issue, we need a plan. The Parolee Monitoring Program will consist of the following steps:

- Select a Parole Liaison Coordinator .
- Assign sworn personnel from Community Oriented Policing (COPS) Bureau working the High Impact Team to monitor the program within their station's jurisdiction.
- Attend Parole and Community Team (PACT) meetings.
- Modify an existing Field Interview Report.
- Identify specific target areas.
- Utilize all available resources and develop monthly Parolee Interaction Operations.
- Create a monthly After Action Report.
- Create an Area Maintenance Plan.
- Develop a database containing information collected on all parolees living within a target area.
- Establish a communication network with participating agencies.
- Provide Educational and community based options to assist parolees who are seeking work programs, support groups, addiction treatment, GED, tattoo removal, etc.



The First Step?

FIRST STEP: Appoint a Parole Liaison Coordinator.

A sergeant and/or deputy will be designated as the Parole Liaison Coordinator (PLC). This position will be responsible for the following tasks:

- **Establish communications** with the California Department of Corrections and Rehabilitation's local parole office.
- **Obtain an updated list of** non-revocable parolees from the California Department of Corrections and Rehabilitation.
- **Attend every PACT meeting** in order to make initial contact with parolees.
- **Share collected information** from parolees living within the station's jurisdiction with station personnel and bordering law-enforcement agencies.
- **Track all parolee contacts** from updated Field Interview Cards or search operations.

P.L.C.



High Impact Teams

COPS Bureau High Impact Team (HIT) deputies will be responsible for:

- Establishing a point of contact with the local parole supervisors and agents.
- Identifying a target area where parolees are impacting the quality of life.
- Creating a monthly Parolee Interaction Operation within a specific target area.
- Collecting all information obtained from these operations and enter the data into an After Action Report.
- Collecting parolee Field Interview Report cards.
- Reviewing and submitting completed FIR reports to the Parole Liaison Coordinator for entry.

Attend PACT Meetings

What are Parole and Community Team (PACT) Meetings?

Inmates released from California prisons are required to attend a PACT meeting. During these meetings, parolees are introduced to their Parole Agent and given information governing their parole. Additionally, they will learn about services available to assist them with their transition from prison back into society.



These orientation meetings were started in 2006 and are administered by local Parole Agents who present basic rules and guidelines in order for parolees to stay in compliance with the terms of their parole. Present at these meetings are county and private organizations who provide a wide variety of services.

These services range from, but not limited to:

- Tutoring Services
- Money Management Training
- Trade Schools with special programs and financial aid for parolees
- Children Services
- Alcohol and Narcotics Anonymous
- Other support services in an effort to help during their transition

Present at these meeting will be law-enforcement personnel responsible for contacting parolees living within their jurisdiction in order to obtain personal information and verify their addresses. This information will be written down onto an FIR card and

entered into a database which will help assist in the implementation of the Parolee Monitoring Program.

Collecting the Information

Field Interview Report card:

In order to track the status of parolees, the Field Interview Report (FIR) card has been modified to collect Active and NRP status information. These FIR cards will be completed by HIT Team members, field personnel, and anyone else who comes in contact with an Active or NRP status parolee in the field. Collection points will be established by the HIT team supervisor who will coordinate with OSS in order for the information to be processed into CalGang and the new LARCIS parolee database.



LASD FIELD INTERVIEW CARD									
DATE		TIME		RD		UNIT			
F.I. ADDRESS/LOCATION									
NAME (Last, First, Middle)									
RESIDENCE ADDRESS									
PHONE: Residence <input type="checkbox"/> Cell <input type="checkbox"/> or Specify Type								MONIKER	
DRIVER'S LICENSE#				STATE		AKA			
SEX	RACE	DOB	HT	WT	EYES	HAIR			
HAIR TYPE		HAIR LENGTH		FACIAL HAIR		COMPLEXION			
<input type="checkbox"/> Afro/Natural <input type="checkbox"/> Bald <input type="checkbox"/> Braided <input type="checkbox"/> Military <input type="checkbox"/> Shaved <input type="checkbox"/> Straight <input type="checkbox"/> _____		<input type="checkbox"/> Collar <input type="checkbox"/> Long <input type="checkbox"/> Short <input type="checkbox"/> Shoulder <input type="checkbox"/> _____		<input type="checkbox"/> Beard <input type="checkbox"/> Clean Shaven <input type="checkbox"/> Fuzz <input type="checkbox"/> Goatees <input type="checkbox"/> Moustache <input type="checkbox"/> Unshaven <input type="checkbox"/> _____		<input type="checkbox"/> Acne/Pock Marks <input type="checkbox"/> Dark <input type="checkbox"/> Freckled <input type="checkbox"/> Light/Fair <input type="checkbox"/> Medium <input type="checkbox"/> Pale <input type="checkbox"/> _____			
GANG /CLIQUE Known <input type="checkbox"/> Suspected <input type="checkbox"/> or Affiliate <input type="checkbox"/>									
TATTOOS/SCARS/MARKS/ODDITIES									
L R <input type="checkbox"/> Arm _____ <input type="checkbox"/> Face/Head/Neck _____ <input type="checkbox"/> Hand _____ <input type="checkbox"/> Leg _____ <input type="checkbox"/> Other _____									
VEHICLE INFORMATION									
POSITION IN VEHICLE: <input type="checkbox"/> Driver <input type="checkbox"/> Passenger <input type="checkbox"/> Other									
YEAR	MAKE		MODEL		STYLE				
COLOR	LICENSE #				STATE				
ODDITIES/COMMENTS/REGISTERED OWNER/or VIN#									

FRONT

DEPUTY(S)		EMPLOYEE #	
REASON FOR CONTACT:			
<input type="checkbox"/> Traffic Stop <input type="checkbox"/> Pedestrian Stop <input type="checkbox"/> Consensual Contact P.C. for stop: _____ _____ _____			
<input type="checkbox"/> Parole <input type="checkbox"/> Non-Revocable Parole <input type="checkbox"/> Probation CDC # _____ Notes: _____ _____ _____			
Voluntary Subject Signature using Moniker if Possible X _____			
CLOTHING			
GANG CRITERIA – MANDATORY			
Please select at least 2 (Classification Admit only needs one)			
<input type="checkbox"/> Classification Admit <input type="checkbox"/> Reliable Source <input type="checkbox"/> Gang Hand Signs & Symbols <input type="checkbox"/> Gang Tattoos	<input type="checkbox"/> Self Admit <input type="checkbox"/> Untested Informant w/corroborative info <input type="checkbox"/> Frequenting Gang Area <input type="checkbox"/> Required to Register as a Gang Member per 186.30 PC	<input type="checkbox"/> Arrested w/other Gang Member <input type="checkbox"/> Affiliating w/Gang <input type="checkbox"/> Gang Dress	
AFFILIATE INFORMATION * Mandatory			
Last Name *	First Name* & M.I. *	DOB *	Other Info

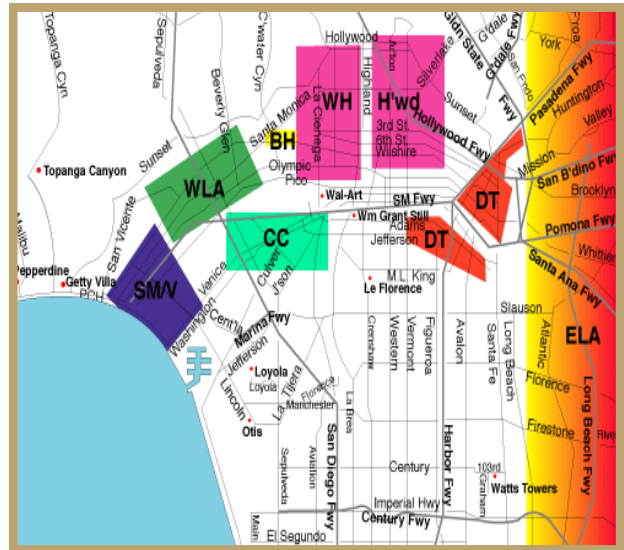
BACK

Select a Target Area

What is a Target Area?

HIT team personnel, in conjunction with the station commander will identify a target area within a station's jurisdiction impacted by Active and NRP status parolees. Information regarding parolees will be collected by utilizing:

- The (CDCR) LEAD System.
- Operation Safe Streets Bureau.
- Patrol personnel and station detectives.
- HIT Team members will also contact the station's Crime Analyst who can provide additional information regarding recent crime trends, increases in Part I crimes or bulletins linking known parolees to criminal activity.



Once a target area is selected, HIT team personnel will start the process of initiating Parolee Interaction Operations.



Conduct Operations

Question: How are we going to contact those on parole?

Answer: *By Initiating Monthly Parolee Interaction Operations (PIO).*

At least once per month, each HIT team will be required to conduct a Parolee Interaction Operation (PIO.)

Each team will need to:

- Create an Operations Plan.
- Each operation leader, and/or PLC will coordinate with additional Department personnel and Parole for resources.
- The HIT team members responsible for maintaining the Search Operation Packet will complete and submit parolee information using the new FIR card.
- Each completed FIR will be submitted to the PLC for data entry.
- During these operations, parolees identified with mental health challenges, will be immediately referred to County mental health resources. In emergent cases, the Sheriff's Department Mental Evaluation Team will be utilized.

As information is collected, these operations can be modified to accommodate a specific need by a station commander. For example, a Parole Interaction Operation can be directed toward all Active and NRP status parolees who were incarcerated for particular crimes, such as residential burglary or robbery. By focusing on a specific charge, Department personnel could essentially recover stolen property or evidence related to a recent increase in Part I crimes effecting a targeted neighborhood.



Once each location is checked or searched:

The designated HIT Team deputy will enter all of the collected information into an After Action Report. This report will be made available in an easy-to-read spreadsheet and submitted to the designated station commander at the end of each month.

Have a Maintenance Plan

What is an Area Maintenance Plan?



An Area Maintenance Plan is designed to “follow up” on any criminal activity in the Target Area created by Active or NRP’s who were identified during a PIO operation. The Area Maintenance Plan will be developed with information collected by the PLC, HIT team members, station personnel, Crime Analyst, and the station command staff in order to identify the problem and resolve any issues quickly. The Crime Impact Team (CIT) sergeant will be responsible for implementing, and if necessary, adjusting the Area Maintenance Plan in order to utilize all available assets to stop any criminal activity caused by parolees in a target area.

The CIT team deputies will also complete Field Interview Report cards on any parolee contacted during these operations which will be dropped off at a collection point for data entry. Armed with additional knowledge regarding where these parolees live within a neighborhood, the CIT teams will apply directed patrol techniques in order to reduce any criminal activity. By initiating a “due diligence” approach, parolees who have resumed a criminal lifestyle will be identified, arrested, and sent back to prison on new charges.



Building a Database

Where do we store this information?

The Los Angeles Sheriff's Department has implemented a Parolee Database in order to collect and store information regarding Active and NRP status parolees who are living within a station's jurisdiction. Under the new law, NRP's are not obligated to provide any updated information once paroled, but this database will retain current information collected during Parole Interaction Operations and from interviews conducted in the field by patrol personnel.

Initially, the Active and NRP's information will be obtained by completing FIR cards which will be entered into the new LARCIS parolee database. This information will then be cross referenced by using the LEADS data base.

This information will include, but not limited to:

- Name/ description/ address
- CDC number.
- Current status- Active Parole or NRP.
- Phone number.
- Vehicle license plate numbers.



With the assistance of Records Information Bureau (RIB) and Data Systems Bureau, our Department will establish the first Active and NRP tracking system in an effort to document the current address, vehicle(s), and known associates of parolees living within a targeted neighborhood. This information can then be accessed by station enforcement teams, detectives, and any other sworn personnel needing critical parolee information.

At the end of each month, the database will be queried by Reporting Districts (RD) and submitted to the appropriate station commander. Also, a second query will be completed with all of the information obtained throughout the county and submitted to command staff for dissemination to Department Executives and the Crime Assessment Center (CAC).

Allied Agency Outreach

How do Outside Agencies fit into the Parolee Monitoring Program?

All parolee information entered into LARCIS will be available to any agency who subscribes to COPLINK.

How will this be accomplished?

The Parolee Liaison Coordinator (PLC) will contact neighboring agencies and form an alliance in order to pass information back-and-forth regarding the status of parolees within their jurisdiction. Through the use of Crime Analysis, known criminal parolees identified as suspects in new crimes will be shared with neighboring agencies through this program. The PLC can also provide guidance to allied agencies who are trying to establish their own Parolee Monitoring Program. Our Department will become a “Clearing House” of parolee information creating a positive working environment between law enforcement agencies, and increasing the expectations of the community.



THE PAROLEE MONITORING PLAN :

Will be shared with allied police agencies throughout Los Angeles County to encourage **consistency** and create a **partnership** while working with the parolee population.

Education-Based Options

Start by creating an Education-Based Parolee Management Plan

The Education-Based Parolee Management Plan will:

Emphasize creative intervention techniques in order to implement the following strategies:

- Create a pamphlet which will be provided to newly released parolees listing “station specific” community-based resources.
- Utilize the Web to educate parolees about community-based resource referrals.
- Sheriff's stations will be responsible to Host / Coordinate Community Transition Seminars.



In order to achieve success:

We need to reach out and offer the parolee population Education-Based alternatives.



COMMUNICATE

COORDINATE

EDUCATE

Parolee Education Pamphlet

The Parolee Assistance Program Pamphlet will list community-based alcohol and drug abuse treatment programs offered by Los Angeles County Public Health Department. Additionally, there will be information identifying local programs which will offer:

- GED classes.
- Vocational training.
- Various employment services.

Sample Pamphlet



Medical Care

Harbor - UCLA Medical Center
1000 W. Carson St.
Torrance, CA 90509
(310) 222-2345

LAC + USC Healthcare Network
1200 N. State St.
Los Angeles, CA 90033
(323) 226-2622

Martin Luther King Ambulatory
Care Center (L.A. CO.)
No Emergency Care
12021 S. Wilmington Ave.
Los Angeles, CA 90059
(323) 668-4321

Food Banks

L.A. Regional Food Bank
(323) 234-3030

L.A. CO. Medi-Cal & Food
Stamp Assistance Information
(310) 481-5490

D.M.V.

For State ID Card fee reduction from \$28 to \$7, bring form DL-937 (Signed by Parole Officer) and ID Card Application Form to # DL-44 to DMV
(800) 777-0133



Los Angeles County
Sheriff's Department
Field Operations Region II

4700 Ramona Blvd., Monterey Park, CA 91754
Phone (323) 881-7583 Fax (323) 267-8640

Parolee Assistance Program

*Providing Answers
to Challenges
and Support Toward
Success*



Los Angeles County
Sheriff's Department
Field Operations Region II

4700 Ramona Blvd., Monterey Park, CA 91754
Phone (323) 881-7583 Fax (323) 267-8640

Parolee Assistance Program

*Providing Answers
to Challenges
and Support Toward
Success*

Utilizing the Web

How can the internet assist in locating community-based resources?

Community-based services will be available on the following:

- The “**Healthy City**” website (**healthycity.org**) offers accessibility of available services to low-income, under-served families, and works to improve the quality of life for all communities in Los Angeles.
- **County’s 2-1-1 Hotline** provides professional guidance and advocacy to essential community health and human services.
- The **LASD** website (**lasd.org**) provides information regarding the Education-Based Parolee Management Plan for parolees and interested members of the public.



2-1-1 hotline



The objective:

Establish a format using current technologies and develop a network-based model which will integrate with available community-based resources

to assist parolees living within Los Angeles County. This web-based communication platform will provide updated information, new programs, and referrals specifically created for parolees attempting to transi-

Community Transition Seminars



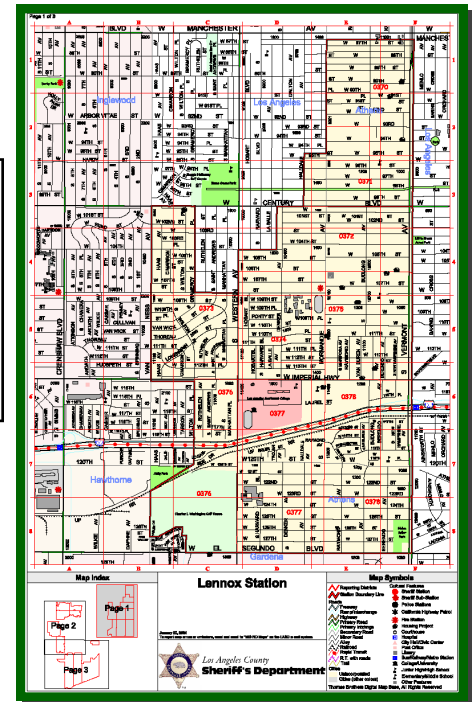
Every patrol station, individual or in partnership with neighboring stations, will host quarterly Community Transition Seminars for parolees living within their jurisdiction with an emphasis on those considered to be at a high risk of recidivism.

The Educational-Based Resources provided at Community Transition Seminars will create a learning environment through instruction grounded in life experience curriculum. This innovative approach will promote open dialog to encourage success, self-reflection, good decision making, and other optimistic interaction in an effort to reduce criminal behavior.



Desired Results

In order for this concept to be effective, Department personnel will have to concentrate on specific target areas within a Reporting District (RD). After identifying parolees on Active or NRP status, the Maintenance Plan will become a major force to effectively resolve potential issues or concerns within a neighborhood. Having a face-to-face interaction with parolees within a target area is a valuable tool for law-enforcement.



Team members will focus their efforts on proactive enforcement concerning parolee activity, rather than a reactive response. By implementing this program, our Department, partnered with allied agencies, will be able to provide better service to the community by monitoring the activities of parolees.

LASD FIELD INTERVIEW CARD

DATE		TIME		RD		UNIT	
F.I. ADDRESS/LOCATION							
NAME <i>(Last, First, Middle)</i>							
RESIDENCE ADDRESS							
PHONE: Residence <input type="checkbox"/> Cell <input type="checkbox"/> or Specify Type					MONIKER		
DRIVER'S LICENSE#			STATE		AKA		
SEX	RACE	DOB	HT	WT	EYES	HAIR	
HAIR TYPE <input type="checkbox"/> Afro/Natural <input type="checkbox"/> Bald <input type="checkbox"/> Braided <input type="checkbox"/> Military <input type="checkbox"/> Shaved <input type="checkbox"/> Straight <input type="checkbox"/> _____		HAIR LENGTH <input type="checkbox"/> Collar <input type="checkbox"/> Long <input type="checkbox"/> Short <input type="checkbox"/> Shoulder <input type="checkbox"/> _____		FACIAL HAIR <input type="checkbox"/> Beard <input type="checkbox"/> Clean Shaven <input type="checkbox"/> Fuzz <input type="checkbox"/> Goatees <input type="checkbox"/> Moustache <input type="checkbox"/> Unshaven <input type="checkbox"/> _____		COMPLEXION <input type="checkbox"/> Acne/Pock Marks <input type="checkbox"/> Dark <input type="checkbox"/> Freckled <input type="checkbox"/> Light/Fair <input type="checkbox"/> Medium <input type="checkbox"/> Pale <input type="checkbox"/> _____	
GANG / CLIQUE				Known <input type="checkbox"/> Suspected <input type="checkbox"/> or Affiliate <input type="checkbox"/>			
TATTOOS/SCARS/MARKS/ODDITIES L R <input type="checkbox"/> Arm _____ <input type="checkbox"/> Face/Head/Neck _____ <input type="checkbox"/> Hand _____ <input type="checkbox"/> Leg _____ <input type="checkbox"/> Other _____							
VEHICLE INFORMATION							
POSITION IN VEHICLE: <input type="checkbox"/> Driver <input type="checkbox"/> Passenger <input type="checkbox"/> Other							
YEAR		MAKE		MODEL		STYLE	
COLOR		LICENSE #				STATE	
ODDITIES/COMMENTS/REGISTERED OWNER/or VIN#							

DEPUTY(s)

EMPLOYEE #

REASON FOR CONTACT:

☐- Traffic Stop ☐- Pedestrian Stop ☐- Consensual Contact

P.C. for stop:

☐- Parole ☐- Non-Revocable Parole ☐- Probation CDC # _____

Notes: _____

Voluntary Subject Signature using Moniker if Possible

X

CLOTHING

GANG CRITERIA – MANDATORY

Please select at least 2 (Classification Admit only needs one)

☐ Classification Admit
☐ Reliable Source
☐ Gang Hand Signs
 & Symbols
☐ Gang Tattoos

☐ Self Admit
☐ Untested Informant
 w/corroborative info
☐ Frequenting Gang Area
☐ Required to Register as
 a Gang Member per
 186.30 PC

☐ Arrested w/other
 Gang Member
☐ Affiliating w/Gang
☐ Gang Dress

AFFILIATE INFORMATION

*** Mandatory**

Last Name *

First Name* & M.I. *

DOB *

Other Info

LOS ANGELES SHERIFF'S DEPARTMENT
Parole Interaction Operation (PIO)
After Action Report

☐ **ACTIVE PAROLE** ☐ **NON-REVOKABLE PAROLE** CDC# _____

Date: _____ Time: _____ Location # _____ Tracking # _____

Address: _____

Subject: _____

Compliance for entry was given by: _____

Forced entry was made at the order of Sergeant / Parole Officer: _____

No one answered the door knock: ☐

Video Tape of entry completed by: _____

Entry and Search Team Personnel supervised by:

Sergeant: _____

Lieutenant: _____ Parole Officer: _____

Team: _____ Sergeant: _____

Sergeant / Parole Officer _____ advised _____ of
the purpose of the door knock and requested entry to conduct a compliance search.

Sergeant _____ advised the occupants _____
of the residence that he would video tape the location prior to, and after our systematic search.
Prior to conducting the search (on video) the occupants were asked if they had any valuables or
large sums of currency in the residence (see video tape for further Information).

By Deputy: _____ Team: _____

Approved By Sergeant: _____

Assignment: _____

After Action Report cont.

☐ Subject at residence. ☐ Subject not at residence.

☐ Subject was not in violation of their Parole conditions.

☐ Subject was in violation of their Parole Conditions.

Reason Subject in violation:

Items seized by Deputies / Parole Officer: _____

List:

☐ Subject arrested on open charge(s). ☐ Subject not arrested on open charge.

Charge(s): _____

File Number: (if applicable) _____

Diagram by: _____

Occupants during the entry and search : (Name and D.O.B.)

- | | |
|-----------|------------|
| 1). _____ | 2). _____ |
| 3). _____ | 4). _____ |
| 5). _____ | 6). _____ |
| 7). _____ | 8). _____ |
| 9). _____ | 10). _____ |

Parole Interaction Operation (PIO)
After Action Report cont.

Additional Information / Diagram :

This image shows a single sheet of white paper with horizontal ruling lines. The lines are evenly spaced and run across the width of the page. There are no margins, text, or other markings on the paper.



COPS BUREAU - PAROLEE MONITORING PROGRAM

2/26/

MONTHLY ACTIVITY REPORT

STATION-CENTURY

MONTH - FEBRUARY

[illegible]



www.lasd.org